

**Homework Week 32 (May 19 - May 24)**

<b>Week 32</b>	<b>WEDNESDAY</b>	<b>FRIDAY</b>	<b>MONDAY</b>
<b>Number of the Day</b>	<input type="checkbox"/> 10 OR 710	<b>NO SCHOOL: PRO-D DAY</b>	<b>NO SCHOOL: VICTORIA DAY</b>
<b>Word of the Day</b>	<input type="checkbox"/> fraction		
<b>ELA Worksheet</b>	<input type="checkbox"/> Worksheet: A Little Alliteration Practice <input type="checkbox"/> Free write (if you have time)		
<b>Socials</b>	<input type="checkbox"/> Worksheet: Leaving Home (read page 1 and look at map, then complete page 2)		
<b>Spelling</b>	<input type="checkbox"/> Practice words (test tomorrow)		
<b>Reading</b>	<input type="checkbox"/> 20+ minutes		
<b>Kahoot.it</b>	<input type="checkbox"/> Alliteration (game pin: 01821587) <input type="checkbox"/> Identifying Fractions (game pin: 02303961)		

Week 32 - Wed.

# NUMBER OF THE DAY

NAME: \_\_\_\_\_

NUMBER: 10 or 710

EVEN  
or  
ODD

PLACE VALUE:

100s	10s	1s

DRAW IT:  $\square = 100$   $\parallel = 10$   $\cdot = 1$

EXPANDED FORM:

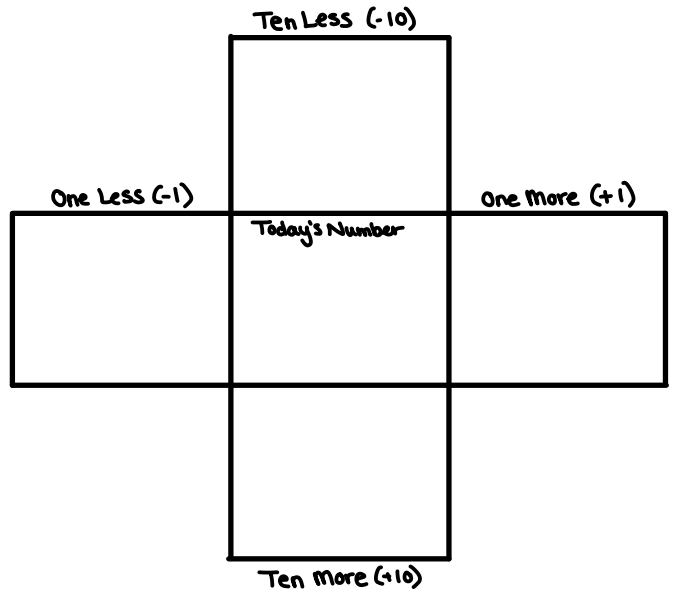
\_\_\_\_\_ + \_\_\_\_\_ + \_\_\_\_\_

ADDITION:

\_\_\_\_\_ + \_\_\_\_\_ = \_\_\_\_\_

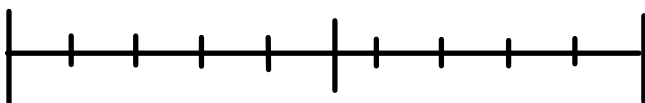
SUBTRACTION:

\_\_\_\_\_ - \_\_\_\_\_ = \_\_\_\_\_



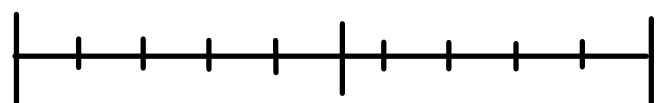
ROUND TO THE NEAREST TEN:

\_\_\_\_\_



ROUND TO THE NEAREST HUNDRED:

\_\_\_\_\_



## WORD OF THE DAY

1. Spell it: fraction

2. Define it: \_\_\_\_\_  
\_\_\_\_\_

3. Vowels:

4. Consonants:

5. Syllables:

6. Sounds like / Rhymes with: \_\_\_\_\_  
\_\_\_\_\_  
\_\_\_\_\_

7. Use it in a sentence:

\_\_\_\_\_  
\_\_\_\_\_  
\_\_\_\_\_

8. Do you know it in a different language?

\_\_\_\_\_  
\_\_\_\_\_

Name: \_\_\_\_\_

Date: \_\_\_\_\_

# A Little Alliteration Practice

Alliteration is a technique that authors use to add flair to their creative writing pieces. Alliteration sentences have the repetition of the same beginning sound or letter for 3 or more words. Read the example below. Can you find the repeated sounds? Circle them.

**The little ladybug listened to the laughing lemurs eating lemons.**



Directions: Create your own alliteration sentences using the given words.

*caterpillar*

---

---

*snail*

---

---

*bird*

---

---

*rabbit*

---

---

*kids*

---

---

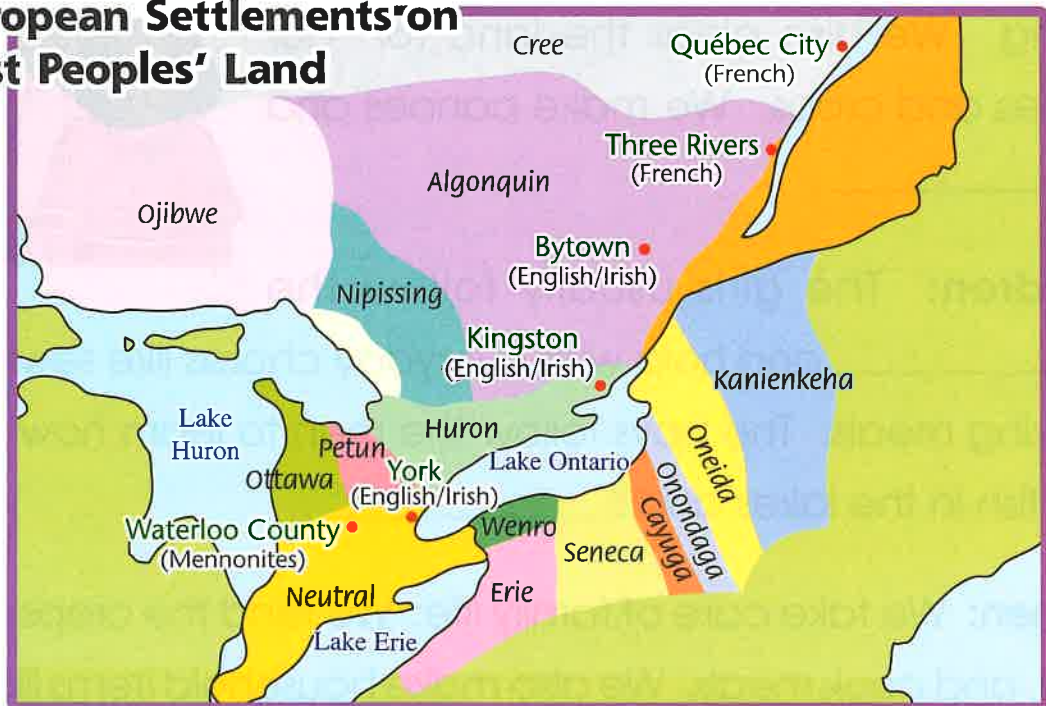


## Leaving Home

When the European settlers arrived, they wanted land to live on. The First Peoples were forced to leave their homes and traditional territories to make room for the new European settlements, even though they did not want to.

### A. Answer the questions with the help of the map.

#### European Settlements on First Peoples' Land



1. List three First Peoples that lived near Lake Ontario.

---



---



---

2. Name the English/Irish settlements

---



---



---

3. Name the First Peoples and Europeans who lived in:

Waterloo County

Three Rivers

---



---



---

- B. Fill in the blanks. Then circle "T" if the statement is true or "F" if it is false.**

**money   land   reserves   agreements   farming**

When the European settlers arrived, they looked for land to settle. The First Peoples were forced to sign <sup>1.</sup>\_\_\_\_\_ stating that they would give parts of their <sup>2.</sup>\_\_\_\_\_ to the settlers. The settlers then used this land for housing and <sup>3.</sup>\_\_\_\_\_. The First Peoples were told that they would receive <sup>4.</sup>\_\_\_\_\_ and protection; however, the settlers did not uphold this agreement. Lands called <sup>5.</sup>\_\_\_\_\_ were set aside for the First Peoples, which forced them to relocate and stay in one place, limiting their freedoms and harming their way of life.

6. The First Peoples wanted to sign agreements stating that they would give up parts of their land.

T / F

7. The settlers built their homes on the land taken over from the First Peoples.

T / F

8. The First Peoples were told they would receive money and protection from the Europeans.


T / F

9. Reserves were areas where the First Peoples and the settlers lived together.

T / F

Date: \_\_\_\_\_

Name: \_\_\_\_\_



Four sets of primary-ruled lines for handwriting practice. Each set consists of a solid top line, a dashed midline, and a solid bottom line.

